



traditional

cast iron classics

custom built & finished

stylish

modern

cast iron classics

An  
**Individual  
Service**  
For a bespoke  
product



“A thing of beauty is a joy forever”

*John Keats 1818*

We offer a wide selection of carefully selected historically styled cast iron radiators, each cast by methods used over 150 years ago.

## Custom Built and Finished

With the help of our team, customise your cast iron radiator to suit your period or contemporary setting. Choose from a wide range of radiators suitable for every period or modern decor. We are on hand to help you make the choices from the wide range of antique style valves and individual finishes provided by our team of experts. Your cast iron radiators can be as individual as yourself and be a truly enjoyable and artistic purchase.

Each cast iron radiator is carefully custom built and finished to your specification and throughout you are guided by our team of experts to ensure a magnificent result.

## At The Right Price

Our aim has always been to bring to the market an historical range of radiators and finishes which are affordable.

You can choose to have just one centre piece radiator placed on your heating system, for example in the bathroom, hallway or reception rooms or have as many rooms as you wish fitted with cast iron radiators,

**the choice,  
as always,  
is yours.**

## The Cast Iron Collection

|                           |       |
|---------------------------|-------|
| The Oxford                | 5-8   |
| The Victoriana            | 9-12  |
| The Churchill             | 13-14 |
| The Pimlico               | 15-16 |
| The Kensington            | 17-18 |
| The Montpellier           | 19-20 |
| The Bartholomew           | 21-22 |
| The Saint Paul            | 23-24 |
| The Clarendon             | 25-26 |
| The Shaftsbury            | 27-28 |
| The Piccadilly            | 29-30 |
| The Edwardian             | 31-34 |
| The Finishing Touch       | 35-36 |
| Towel Rails               | 37-38 |
| The Valves and Fittings   | 39-42 |
| The Painting Service      | 43-50 |
| The Hand Polished Service | 51-52 |
| Technical Information     | 53    |



# Cast Iron Classics

With majestic flair and elegance our cast iron radiator collection is absolutely stunning in both traditional and contemporary settings. Our radiators are forged using traditional foundry methods and carefully reproduced from originals to achieve an authentic antique style.


Our helpful team of experts will guide you through your requirements along with the many choices of custom finishes and accessories we offer.

Thank you for taking the time to browse our range and we look forward to hearing from you.

The

## Oxford

A handsome decorative cast iron radiator incorporating a scalloped top detail with interwoven decoration.



## The Oxford Range

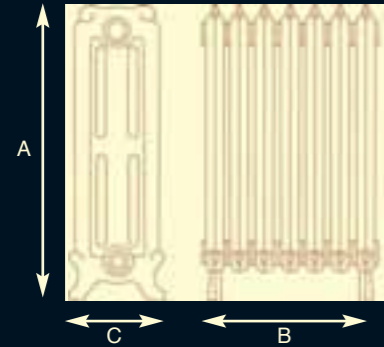
A magnificent range of radiators and one of the first decorative cast iron radiator styles produced in France in the late 1800s . A substantial free standing radiator and the perfect choice for an elegant yet ornate look. The Oxford is available in a range of height choices from 470mm to 765mm.

The Oxford radiator is supplied complete with plugs, bushes and air vents with a choice of  $\frac{1}{2}$  inch or  $\frac{3}{4}$  inch connections. The 765mm high Oxford radiator is only available with  $\frac{1}{2}$  inch fittings. All radiators are delivered custom built to your specification and pressure tested.



**The Oxford 3 Column- 765mm**  
(custom built in all sizes from 3-20 sections)

| Radiator Style | No. Of Sections | Height | Length | Depth  | Watts           | BTU             |
|----------------|-----------------|--------|--------|--------|-----------------|-----------------|
|                |                 | (A) mm | (B) mm | (C) mm | $\Delta t$ 50°C | $\Delta t$ 50°C |
| OXF 765        | 4               | 765    | 349    | 230    | 691             | 2356            |
| OXF 765        | 6               | 765    | 507    | 230    | 1036            | 3534            |
| OXF 765        | 8               | 765    | 665    | 230    | 1381            | 4712            |
| OXF 765        | 10              | 765    | 823    | 230    | 1726            | 5890            |
| OXF 765        | 20              | 765    | 1613   | 230    | 3453            | 11780           |

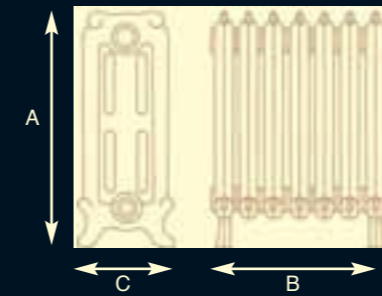


**The Oxford 3 Column - 570mm**  
(custom built in all sizes from 3-30 sections)

| Radiator Style | No. Of Sections | Height | Length | Depth  | Watts           | BTU             |
|----------------|-----------------|--------|--------|--------|-----------------|-----------------|
|                |                 | (A) mm | (B) mm | (C) mm | $\Delta t$ 50°C | $\Delta t$ 50°C |
| OXF 570        | 4               | 570    | 342    | 230    | 494             | 1684            |
| OXF 570        | 6               | 570    | 496    | 230    | 740             | 2526            |
| OXF 570        | 8               | 570    | 650    | 230    | 987             | 3368            |
| OXF 570        | 10              | 570    | 805    | 230    | 1234            | 4210            |
| OXF 570        | 20              | 570    | 1576   | 230    | 2468            | 8420            |
| OXF 570        | 30              | 570    | 2348   | 230    | 3702            | 12630           |

**The Oxford 3 Column - 470mm**  
(custom built in all sizes from 3-30 sections)

| Radiator Style | No. Of Sections | Height | Length | Depth  | Watts           | BTU             |
|----------------|-----------------|--------|--------|--------|-----------------|-----------------|
|                |                 | (A) mm | (B) mm | (C) mm | $\Delta t$ 50°C | $\Delta t$ 50°C |
| OXF 470        | 4               | 470    | 349    | 230    | 426             | 1452            |
| OXF 470        | 6               | 470    | 507    | 230    | 638             | 2178            |
| OXF 470        | 8               | 470    | 665    | 230    | 851             | 2904            |
| OXF 470        | 10              | 470    | 823    | 230    | 1064            | 3630            |
| OXF 470        | 20              | 470    | 1613   | 230    | 2128            | 7260            |
| OXF 470        | 30              | 470    | 2403   | 230    | 3192            | 10890           |



Ornate bush end choice available with 470mm and 570mm heights. Please ask us for more details. See [The Finishing Touch](#) page (35)



# The Victoriana

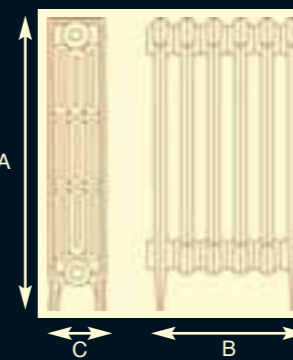
A timeless cast iron column radiator, which compliments both the period or modern home.



## The Victoriana Range

A traditional Victorian radiator carefully crafted for authenticity. This radiator was first produced in America in the 1880s. The simple column design of the Victoriana gives a contemporary feel for the more modern setting as well as an authentic feel for the period home.

The Victoriana is available in a wide range of heights ranging from 460mm to 813mm. Available also in a choice of 3 and 4 column widths. Each Victoriana radiator is supplied complete with plugs, bushes and air vents with a choice of 1/2 inch or 3/4 inch connections. The 725mm slim line is only available with 1/2 inch connections. All radiators are delivered custom built to your specification and pressure tested.



### The Victoriana 4 Column - 813mm

(custom built in all sizes from 3-30 sections)

| Radiator Style | No. Of Sections | Height |        | Depth | Watts   |         | BTU     |         |
|----------------|-----------------|--------|--------|-------|---------|---------|---------|---------|
|                |                 | (A) mm | (B) mm |       | At 50°C | At 50°C | At 50°C | At 50°C |
| VIC 813        | 4               | 813    | 270    | 160   | 528     | 1800    |         |         |
| VIC 813        | 6               | 813    | 388    | 160   | 791     | 2700    |         |         |
| VIC 813        | 8               | 813    | 506    | 160   | 1055    | 3600    |         |         |
| VIC 813        | 10              | 813    | 625    | 160   | 1319    | 4500    |         |         |
| VIC 813        | 20              | 813    | 1216   | 160   | 2638    | 9000    |         |         |
| VIC 813        | 30              | 813    | 1808   | 160   | 3957    | 13500   |         |         |

### The Victoriana 4 Column - 760mm

(custom built in all sizes from 3-30 sections)

| Radiator Style | No. Of Sections | Height |        | Depth | Watts  |         | BTU     |         |
|----------------|-----------------|--------|--------|-------|--------|---------|---------|---------|
|                |                 | (A) mm | (B) mm |       | (C) mm | At 50°C | At 50°C | At 50°C |
| VIC 760        | 4               | 760    | 278    | 143   | 498    | 1700    |         |         |
| VIC 760        | 6               | 760    | 400    | 143   | 747    | 2550    |         |         |
| VIC 760        | 8               | 760    | 522    | 143   | 996    | 3400    |         |         |
| VIC 760        | 10              | 760    | 645    | 143   | 1246   | 4250    |         |         |
| VIC 760        | 20              | 760    | 1256   | 143   | 2491   | 8500    |         |         |
| VIC 760        | 30              | 760    | 1868   | 143   | 3737   | 12750   |         |         |

### The Victoriana 4 Column - 660mm

(custom built in all sizes from 3-30 sections)

| Radiator Style | No. Of Sections | Height |        | Depth | Watts  |         | BTU     |         |
|----------------|-----------------|--------|--------|-------|--------|---------|---------|---------|
|                |                 | (A) mm | (B) mm |       | (C) mm | At 50°C | At 50°C | At 50°C |
| VIC 660        | 4               | 660    | 278    | 143   | 399    | 1360    |         |         |
| VIC 660        | 6               | 660    | 400    | 143   | 598    | 2040    |         |         |
| VIC 660        | 8               | 660    | 522    | 143   | 797    | 2720    |         |         |
| VIC 660        | 10              | 660    | 645    | 143   | 996    | 3400    |         |         |
| VIC 660        | 20              | 660    | 1256   | 143   | 1993   | 6800    |         |         |
| VIC 660        | 30              | 660    | 1868   | 143   | 2989   | 10200   |         |         |

### The Victoriana 4 Column - 460mm

(custom built in all sizes from 3-30 sections)

| Radiator Style | No. Of Sections | Height |        | Depth | Watts  |         | BTU     |         |
|----------------|-----------------|--------|--------|-------|--------|---------|---------|---------|
|                |                 | (A) mm | (B) mm |       | (C) mm | At 50°C | At 50°C | At 50°C |
| VIC 460        | 4               | 460    | 278    | 143   | 264    | 900     |         |         |
| VIC 460        | 6               | 460    | 400    | 143   | 396    | 1350    |         |         |
| VIC 460        | 8               | 460    | 522    | 143   | 528    | 1800    |         |         |
| VIC 460        | 10              | 460    | 645    | 143   | 659    | 2250    |         |         |
| VIC 460        | 20              | 460    | 1256   | 143   | 1319   | 4500    |         |         |
| VIC 460        | 30              | 460    | 1868   | 143   | 1978   | 6750    |         |         |

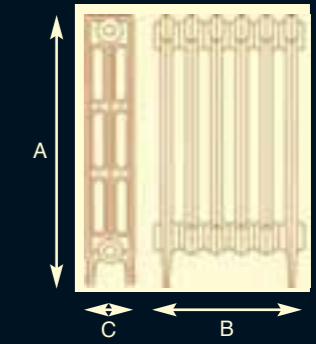
# The Victoriana 3 Column

A traditional Victorian radiator, beautifully stylish depicting 3 columns giving a contemporary feel for the more modern home or barn conversion as well as an authentic feel for the heritage home. At only 120mm in depth the 3 column Victoriana is the perfect choice for those rooms where space is at a premium yet style is paramount. The Victoriana 3 column radiator is available in a range of heights, 450mm, 645mm and 745mm.

Each Victoriana 3 column radiator is supplied complete with plugs, bushes and air vents with a choice of 1/2 inch or 3/4 inch connections. All radiators are delivered custom built to your specification and pressure tested.

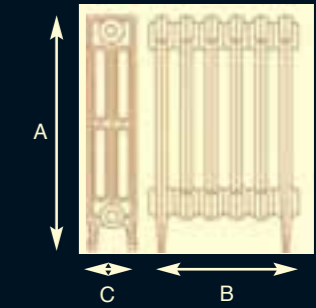
## The Victoriana 3 Column - 745mm (custom built in all sizes from 3-30 sections)

| Radiator Style | No. Of Sections | Height | Length | Depth  | Watts   | BTU     |
|----------------|-----------------|--------|--------|--------|---------|---------|
|                |                 | (A) mm | (B) mm | (C) mm | Δt 50°C | Δt 50°C |
| VIC 745        | 4               | 745    | 277    | 120    | 481     | 1640    |
| VIC 745        | 6               | 745    | 400    | 120    | 721     | 2460    |
| VIC 745        | 8               | 745    | 522    | 120    | 961     | 3280    |
| VIC 745        | 10              | 745    | 644    | 120    | 1202    | 4100    |
| VIC 745        | 20              | 745    | 1255   | 120    | 2403    | 8200    |
| VIC 745        | 30              | 745    | 1866   | 120    | 3605    | 12300   |



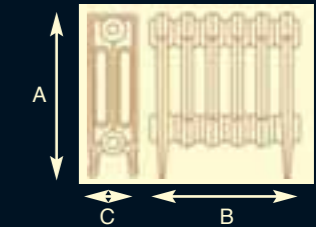
## The Victoriana 3 Column - 645mm (custom built in all sizes from 3-30 sections)

| Radiator Style | No. Of Sections | Height | Length | Depth  | Watts   | BTU     |
|----------------|-----------------|--------|--------|--------|---------|---------|
|                |                 | (A) mm | (B) mm | (C) mm | Δt 50°C | Δt 50°C |
| VIC 645        | 4               | 645    | 277    | 120    | 428     | 1460    |
| VIC 645        | 6               | 645    | 398    | 120    | 642     | 2190    |
| VIC 645        | 8               | 645    | 520    | 120    | 856     | 2920    |
| VIC 645        | 10              | 645    | 642    | 120    | 1070    | 3650    |
| VIC 645        | 20              | 645    | 1251   | 120    | 2140    | 7300    |
| VIC 645        | 30              | 645    | 1860   | 120    | 3209    | 10950   |



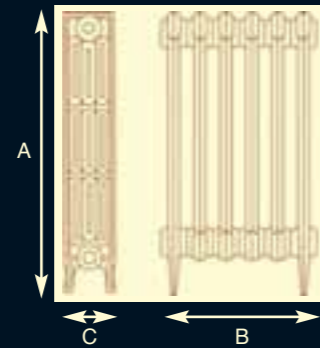
## The Victoriana 3 Column - 450mm (custom built in all sizes from 3-30 sections)

| Radiator Style | No. Of Sections | Height | Length | Depth  | Watts   | BTU     |
|----------------|-----------------|--------|--------|--------|---------|---------|
|                |                 | (A) mm | (B) mm | (C) mm | Δt 50°C | Δt 50°C |
| VIC 450        | 4               | 450    | 278    | 120    | 321     | 1096    |
| VIC 450        | 6               | 450    | 401    | 120    | 482     | 1644    |
| VIC 450        | 8               | 450    | 523    | 120    | 642     | 2192    |
| VIC 450        | 10              | 450    | 646    | 120    | 803     | 2740    |
| VIC 450        | 20              | 450    | 1259   | 120    | 1606    | 5480    |
| VIC 450        | 30              | 450    | 1872   | 120    | 2409    | 8220    |



## The Victoriana 4 Column Slim Line - 725mm (custom built in all sizes from 3-30 sections)

| Radiator Style | No. Of Sections | Height | Length | Depth  | Watts   | BTU     |
|----------------|-----------------|--------|--------|--------|---------|---------|
|                |                 | (A) mm | (B) mm | (C) mm | Δt 50°C | Δt 50°C |
| VIC 725        | 4               | 725    | 218    | 113    | 368     | 1257    |
| VIC 725        | 6               | 725    | 311    | 113    | 553     | 1886    |
| VIC 725        | 8               | 725    | 404    | 113    | 737     | 2514    |
| VIC 725        | 10              | 725    | 497    | 113    | 921     | 3143    |
| VIC 725        | 20              | 725    | 962    | 113    | 1842    | 6285    |
| VIC 725        | 30              | 725    | 1427   | 113    | 2763    | 9428    |



# The Churchill


A handsome timeless classic carefully reproduced from its Victorian original. Simple lines and strong shape make this radiator the perfect choice for contemporary or traditional settings.



# The Churchill

A traditional Victorian radiator carefully reproduced to be an exact copy of the original, a timeless classic. The perfect radiator choice for those awkward spaces requiring maximum heat output without height. The Churchill is suitable for low bay windows and conservatories as well as loft conversions and also for those rooms with low roof elevations. This radiator lends itself for both contemporary and traditional settings and many have utilized this radiator with the idea of building a bench over it for extra seating.

The Churchill radiator is 350mm in height and is supplied complete with plugs, bushes and air vents with a choice of 1/2 inch or 3/4 inch connections. All radiators are delivered custom built to your specification and pressure tested.



The Churchill - 350mm  
(custom built in all sizes from 3-30 sections)

| Radiator Style | No. Of Sections | Height (A) mm | Length (B) mm | Depth (C) mm | Watts Δt 50° C | BTU Δt 50° C |
|----------------|-----------------|---------------|---------------|--------------|----------------|--------------|
| CHUR           | 4               | 350           | 280           | 340          | 467            | 1592         |
| CHUR           | 6               | 350           | 403           | 340          | 700            | 2388         |
| CHUR           | 8               | 350           | 526           | 340          | 933            | 3184         |
| CHUR           | 10              | 350           | 650           | 340          | 1166           | 3980         |
| CHUR           | 20              | 350           | 1266          | 340          | 2333           | 7960         |
| CHUR           | 30              | 350           | 1883          | 340          | 3499           | 11940        |





# The Pimlico

A truly elegant 2 column cast iron classic, stylishly slim and so versatile for both contemporary and traditional homes.




## The Pimlico Range

A traditional late Victorian radiator more widely seen in the later Edwardian homes. An elegantly simple design depicting 2 columns yet only 110mm in depth, giving a contemporary feel for the modern setting as well as an authentic feel for the period home. The perfect choice for the traditional quaint cottage or small traditional room as well as a great choice for the modern home where space is at a premium.

The Pimlico 2 column radiator is available in a range of heights, 460mm, 660mm and 760mm.

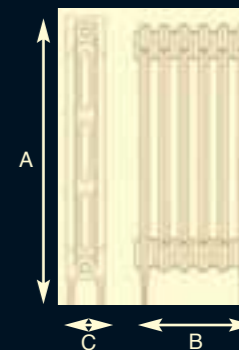
Each Pimlico radiator is supplied complete with plugs, bushes and air vents with a choice of 1/2 inch or 3/4 inch connections. All radiators are delivered custom built to your specification and pressure tested.



### The Pimlico - 760mm

(custom built in all sizes from 3-30 sections)

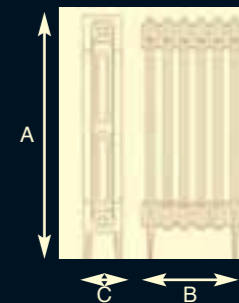
| Radiator Style | No. Of Sections | Height | Length | Depth  | Watts   | BTU     |
|----------------|-----------------|--------|--------|--------|---------|---------|
|                |                 | (A) mm | (B) mm | (C) mm | Δt 50°C | Δt 50°C |
| PIM 760        | 4               | 760    | 276    | 110    | 430     | 1468    |
| PIM 760        | 6               | 760    | 398    | 110    | 645     | 2202    |
| PIM 760        | 8               | 760    | 520    | 110    | 860     | 2936    |
| PIM 760        | 10              | 760    | 642    | 110    | 1076    | 3670    |
| PIM 760        | 20              | 760    | 1250   | 110    | 2151    | 7340    |
| PIM 760        | 30              | 760    | 1859   | 110    | 3227    | 11010   |



### The Pimlico - 660mm

(custom built in all sizes from 3-30 sections)

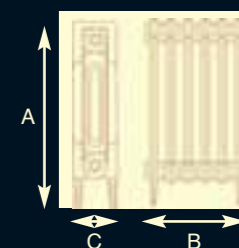
| Radiator Style | No. Of Sections | Height | Length | Depth  | Watts   | BTU     |
|----------------|-----------------|--------|--------|--------|---------|---------|
|                |                 | (A) mm | (B) mm | (C) mm | Δt 50°C | Δt 50°C |
| PIM 660        | 4               | 660    | 276    | 110    | 376     | 1284    |
| PIM 660        | 6               | 660    | 398    | 110    | 564     | 1926    |
| PIM 660        | 8               | 660    | 520    | 110    | 753     | 2568    |
| PIM 660        | 10              | 660    | 642    | 110    | 941     | 3210    |
| PIM 660        | 20              | 660    | 1250   | 110    | 1882    | 6420    |
| PIM 660        | 30              | 660    | 1859   | 110    | 2822    | 9630    |



### The Pimlico - 460mm

(custom built in all sizes from 3-30 sections)

| Radiator Style | No. Of Sections | Height | Length | Depth  | Watts   | BTU     |
|----------------|-----------------|--------|--------|--------|---------|---------|
|                |                 | (A) mm | (B) mm | (C) mm | Δt 50°C | Δt 50°C |
| PIM 460        | 4               | 460    | 276    | 110    | 275     | 940     |
| PIM 460        | 6               | 460    | 398    | 110    | 413     | 1410    |
| PIM 460        | 8               | 460    | 520    | 110    | 551     | 1880    |
| PIM 460        | 10              | 460    | 642    | 110    | 689     | 2350    |
| PIM 460        | 20              | 460    | 1250   | 110    | 1377    | 4700    |
| PIM 460        | 30              | 460    | 1859   | 110    | 2066    | 7050    |



# The Kensington

An elegant cast iron radiator echoing a bygone era. A perfect choice for the traditional new build or period refurbishment.



## The Kensington Range

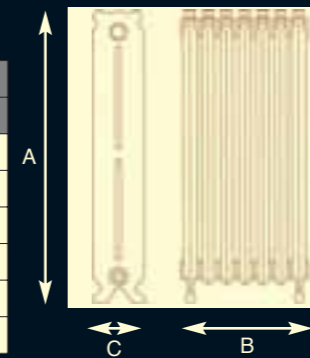
A very stylish cast iron radiator and a popular choice for the traditional refurbishment, new build, barn or warehouse conversion. This radiator is beautifully etched with a scroll like design which flows throughout its length. The Kensington is a free standing radiator and is available in 580mm, 750mm and 780mm heights.

The Kensington 780 has a magnificent etched crown to accentuate the design. The Kensington is supplied complete with plugs, bushes and air vents with a choice of 1/2 inch or 3/4 inch connections. All radiators are delivered custom built to your specification and pressure tested.

### The Kensington with crown - 780mm

(custom built in all sizes from 3-30 sections)

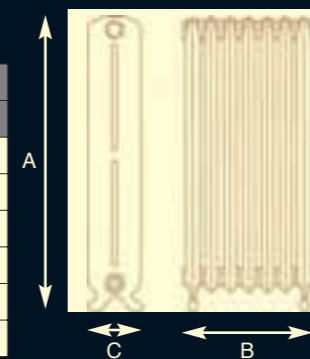
| Radiator Style | No. Of Sections | Height | Length | Depth  | Watts   | BTU     |
|----------------|-----------------|--------|--------|--------|---------|---------|
|                |                 | (A) mm | (B) mm | (C) mm | Δt 50°C | Δt 50°C |
| KEN 780        | 4               | 780    | 323    | 135    | 465     | 1586    |
| KEN 780        | 6               | 780    | 468    | 135    | 697     | 2379    |
| KEN 780        | 8               | 780    | 613    | 135    | 930     | 3172    |
| KEN 780        | 10              | 780    | 758    | 135    | 1162    | 3965    |
| KEN 780        | 20              | 780    | 1483   | 135    | 2324    | 7930    |
| KEN 780        | 30              | 780    | 2208   | 135    | 3486    | 11895   |



### The Kensington - 750mm

(custom built in all sizes from 3-30 sections)


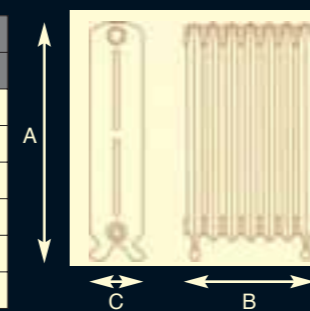
| Radiator Style | No. Of Sections | Height | Length | Depth  | Watts   | BTU     |
|----------------|-----------------|--------|--------|--------|---------|---------|
|                |                 | (A) mm | (B) mm | (C) mm | Δt 50°C | Δt 50°C |
| KEN 750        | 4               | 750    | 323    | 135    | 453     | 1546    |
| KEN 750        | 6               | 750    | 468    | 135    | 680     | 2319    |
| KEN 750        | 8               | 750    | 613    | 135    | 906     | 3092    |
| KEN 750        | 10              | 750    | 758    | 135    | 1133    | 3865    |
| KEN 750        | 20              | 750    | 1483   | 135    | 2266    | 7730    |
| KEN 750        | 30              | 750    | 2208   | 135    | 3398    | 11595   |



### The Kensington - 580mm

(custom built in all sizes from 3-30 sections)

| Radiator Style | No. Of Sections | Height | Length | Depth  | Watts   | BTU     |
|----------------|-----------------|--------|--------|--------|---------|---------|
|                |                 | (A) mm | (B) mm | (C) mm | Δt 50°C | Δt 50°C |
| KEN 580        | 4               | 580    | 318    | 135    | 349     | 1192    |
| KEN 580        | 6               | 580    | 461    | 135    | 524     | 1788    |
| KEN 580        | 8               | 580    | 603    | 135    | 699     | 2384    |
| KEN 580        | 10              | 580    | 746    | 135    | 873     | 2980    |
| KEN 580        | 20              | 580    | 1459   | 135    | 1747    | 5960    |
| KEN 580        | 30              | 580    | 2172   | 135    | 2620    | 8940    |



# The Montpellier

An elegant decorative radiator, first produced in France in the 1890s.



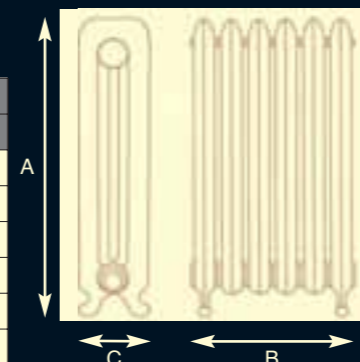
## The Montpellier Range

An elegant decorative radiator, first produced in France in the 1890s, depicting an eye catching floral design flowing from the ornate foot design to the crown of this very attractive radiator. The Montpellier is a free standing radiator available in a choice of 590mm, 740mm and 790mm heights. Each Montpellier radiator is supplied complete with plugs, bushes and air vents with a choice of 1/2 inch or 3/4 inch connections. All radiators are delivered custom built to your specification and pressure tested.

### The Montpellier - 790mm

(custom built in all sizes from 3-30 sections)

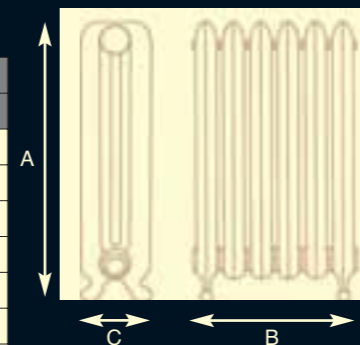
| Radiator Style | No. Of Sections | Height | Length | Depth  | Watts   | BTU     |
|----------------|-----------------|--------|--------|--------|---------|---------|
|                |                 | (A) mm | (B) mm | (C) mm | Δt 50°C | Δt 50°C |
| MON 790        | 4               | 790    | 315    | 180    | 668     | 2280    |
| MON 790        | 6               | 790    | 457    | 180    | 1002    | 3420    |
| MON 790        | 8               | 790    | 598    | 180    | 1336    | 4560    |
| MON 790        | 10              | 790    | 739    | 180    | 1671    | 5700    |
| MON 790        | 20              | 790    | 1445   | 180    | 3341    | 11400   |
| MON 790        | 30              | 790    | 2151   | 180    | 5012    | 17100   |



### The Montpellier - 740mm

(custom built in all sizes from 3-30 sections)

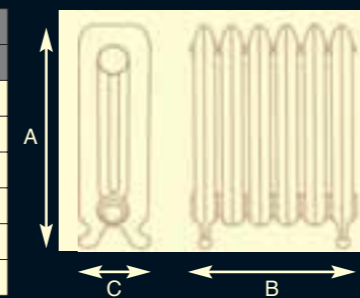
| Radiator Style | No. Of Sections | Height | Length | Depth  | Watts   | BTU     |
|----------------|-----------------|--------|--------|--------|---------|---------|
|                |                 | (A) mm | (B) mm | (C) mm | Δt 50°C | Δt 50°C |
| MON 740        | 4               | 740    | 322    | 175    | 655     | 2236    |
| MON 740        | 6               | 740    | 467    | 175    | 983     | 3354    |
| MON 740        | 8               | 740    | 612    | 175    | 1311    | 4472    |
| MON 740        | 10              | 740    | 757    | 175    | 1638    | 5590    |
| MON 740        | 20              | 740    | 1480   | 175    | 3277    | 11180   |
| MON 740        | 30              | 740    | 2204   | 175    | 4915    | 16770   |



### The Montpellier - 590mm

(custom built in all sizes from 3-30 sections)

| Radiator Style | No. Of Sections | Height | Length | Depth  | Watts   | BTU     |
|----------------|-----------------|--------|--------|--------|---------|---------|
|                |                 | (A) mm | (B) mm | (C) mm | Δt 50°C | Δt 50°C |
| MON 590        | 4               | 590    | 315    | 180    | 401     | 1368    |
| MON 590        | 6               | 590    | 457    | 180    | 601     | 2052    |
| MON 590        | 8               | 590    | 598    | 180    | 802     | 2736    |
| MON 590        | 10              | 590    | 739    | 180    | 1002    | 3420    |
| MON 590        | 20              | 590    | 1445   | 180    | 2005    | 6840    |
| MON 590        | 30              | 590    | 2151   | 180    | 3007    | 10260   |



Ornate bush end choice available. Please ask us for more details. See [The Finishing Touch](#) page (35)



# The Bartholomew

A timeless plain classic cast iron radiator, perfect for both modern and period homes.



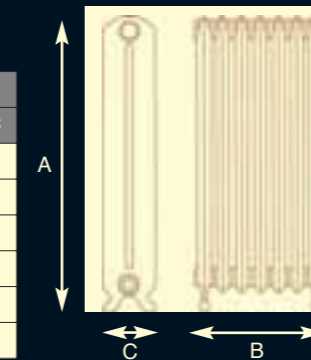
## The Bartholomew Range

A very handsome and traditional old school or hospital radiator. The simple curvaceous design offers a contemporary feel for the more modern setting as well as an authentic feel for the period home or barn conversion.

The Bartholomew is available in 2 heights, 570mm and 740mm. Each Bartholomew is supplied complete with plugs, bushes and air vents with a choice of 1/2 inch or 3/4 inch connections. All radiators are delivered custom built to your specification and pressure tested.


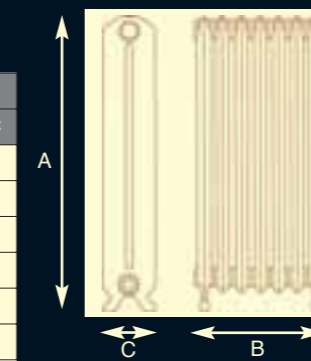
### The Bartholomew - 740mm (custom built in all sizes from 3-30 sections)

| Radiator Style | No. Of Sections | Height | Length | Depth  | Watts   | BTU     |
|----------------|-----------------|--------|--------|--------|---------|---------|
|                |                 | (A) mm | (B) mm | (C) mm | Δt 50°C | Δt 50°C |
| BAR740         | 4               | 740    | 319    | 175    | 655     | 2236    |
| BAR740         | 6               | 740    | 461    | 175    | 983     | 3354    |
| BAR740         | 8               | 740    | 604    | 175    | 1311    | 4472    |
| BAR740         | 10              | 740    | 747    | 175    | 1638    | 5590    |
| BAR740         | 20              | 740    | 1461   | 175    | 3277    | 11180   |
| BAR740         | 30              | 740    | 2175   | 175    | 4915    | 16770   |



### The Bartholomew - 570mm (custom built in all sizes from 3-30 sections)

| Radiator Style | No. Of Sections | Height | Length | Depth  | Watts   | BTU     |
|----------------|-----------------|--------|--------|--------|---------|---------|
|                |                 | (A) mm | (B) mm | (C) mm | Δt 50°C | Δt 50°C |
| BAR570         | 4               | 570    | 320    | 175    | 442     | 1508    |
| BAR570         | 6               | 570    | 463    | 175    | 663     | 2262    |
| BAR570         | 8               | 570    | 607    | 175    | 884     | 3016    |
| BAR570         | 10              | 570    | 750    | 175    | 1105    | 3770    |
| BAR570         | 20              | 570    | 1467   | 175    | 2210    | 7540    |
| BAR570         | 30              | 570    | 2184   | 175    | 3315    | 11310   |



Ornate bush end choice available. Please ask us for more details. See **The Finishing Touch** page (35)

# The Saint Paul

A truly remarkable cast iron radiator combining cherubs, dragons and lions intertwined with vines.



## The Saint Paul

The Saint Paul cast iron radiator was originally manufactured in America in the mid 1800s and is the perfect choice for a dramatic centre piece in any room setting. The Saint Paul is a stunning free standing radiator available in an 800mm height.

The Saint Paul is supplied complete with plugs, bushes and air vents with a choice of 1/2 inch or 3/4 inch connections. All radiators are delivered custom built to your specification and pressure tested.



Ornate bush end choice available. Please ask us for more details. See [The Finishing Touch](#) page (35)

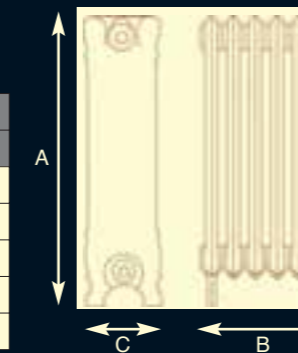


Ornate bush end choice available. Please ask us for more details. See [The Finishing Touch](#) page (35)



### The Saint Paul (custom built in all sizes from 3-20 sections)

| Radiator Style | No. Of Sections | Height | Length | Depth  | Watts   | BTU     |
|----------------|-----------------|--------|--------|--------|---------|---------|
|                |                 | (A) mm | (B) mm | (C) mm | Δt 50°C | Δt 50°C |
| ST PAUL        | 4               | 800    | 278    | 200    | 617     | 2104    |
| ST PAUL        | 6               | 800    | 400    | 200    | 925     | 3156    |
| ST PAUL        | 8               | 800    | 522    | 200    | 1233    | 4208    |
| ST PAUL        | 10              | 800    | 645    | 200    | 1542    | 5260    |
| ST PAUL        | 20              | 800    | 1256   | 200    | 3083    | 10520   |



# The Clarendon

A timeless classic Victorian school cast iron radiator. A handsome radiator with gentle plain rounded curves making this the perfect choice for both modern and traditional settings.



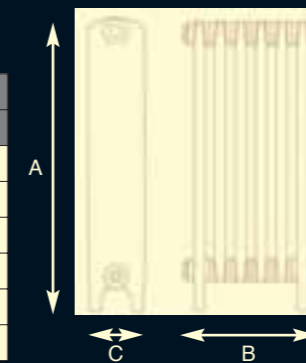
## The Clarendon

A traditional Victorian school radiator carefully reproduced to be an exact copy of the original, a true classic. Named after the Clarendon group of schools which include Harrow, Eton and Winchester. Being so classic yet plain the Clarendon radiator lends itself for both contemporary and traditional settings.

The Clarendon radiator is available in a choice of 2 heights, 740mm and 440mm and is supplied complete with plugs, bushes and air vents with a choice of 1/2 inch or 3/4 inch connections. All radiators are delivered custom built to your specification and pressure tested.

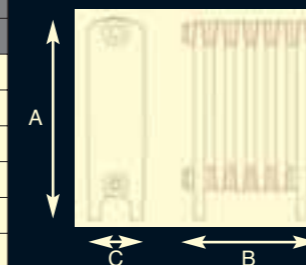
### The Clarendon - 740mm (custom built in all sizes from 3-30 sections)

| Radiator Style | No. Of Sections | Height |        | Length |        | Depth (C) mm | Watts Δt 50°C | BTU Δt 50°C |
|----------------|-----------------|--------|--------|--------|--------|--------------|---------------|-------------|
|                |                 | (A) mm | (B) mm | (A) mm | (B) mm |              |               |             |
| CLA 740        | 4               | 740    | 289    | 145    | 498    | 1700         |               |             |
| CLA 740        | 6               | 740    | 417    | 145    | 747    | 2550         |               |             |
| CLA 740        | 8               | 740    | 545    | 145    | 996    | 3400         |               |             |
| CLA 740        | 10              | 740    | 673    | 145    | 1246   | 4250         |               |             |
| CLA 740        | 20              | 740    | 1313   | 145    | 2491   | 8500         |               |             |
| CLA 740        | 30              | 740    | 1953   | 145    | 3737   | 12750        |               |             |



### The Clarendon - 440mm (custom built in all sizes from 3-30 sections)

| Radiator Style | No. Of Sections | Height |        | Length |        | Depth (C) mm | Watts Δt 50°C | BTU Δt 50°C |
|----------------|-----------------|--------|--------|--------|--------|--------------|---------------|-------------|
|                |                 | (A) mm | (B) mm | (A) mm | (B) mm |              |               |             |
| CLA 740        | 4               | 440    | 289    | 145    | 293    | 1000         |               |             |
| CLA 740        | 6               | 440    | 417    | 145    | 440    | 1500         |               |             |
| CLA 740        | 8               | 440    | 545    | 145    | 586    | 2000         |               |             |
| CLA 740        | 10              | 440    | 673    | 145    | 733    | 2500         |               |             |
| CLA 740        | 20              | 440    | 1313   | 145    | 1465   | 5000         |               |             |
| CLA 740        | 30              | 440    | 1953   | 145    | 2198   | 7500         |               |             |



Ornate bush end choice available. Please ask us for more details. See **The Finishing Touch** page (35)

# The Shaftsbury

A stunning radiator with unusual shape and ornate design. Distinctive and beautiful, the perfect choice for the traditional setting.



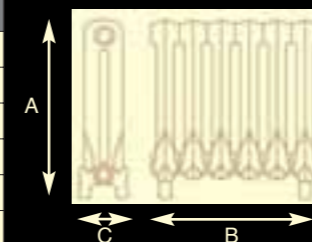
## The Shaftsbury

An elegant and unusual radiator with superb ornate detail, originating from a building used as a ballet school in the Victorian era. The sections of the Shaftsbury are unusually curvaceous in shape, adding character and distinction to the overall look. Antiqued, highlighted or polished, all these finishes will enhance this radiator's ornate shape to the full. A substantial free standing radiator and the perfect choice for an elegant yet ornate look that is not too wide in depth.

The Shaftsbury is available in 2 height choices, 740mm and 540mm and is supplied complete with plugs, ornate bushes and air vents with a choice of 1/2 inch and 3/4 inch connections. All radiators are delivered custom built to your specification and pressure tested.

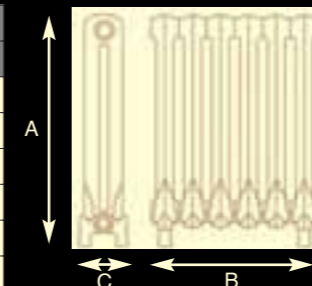
### The Shaftsbury - 740mm (custom built in all sizes from 3-30 sections)

| Radiator Style | No. Of Sections | Height (A) mm | Length (B) mm | Depth (C) mm | Watts Δt 50°C | BTU Δt 50°C |
|----------------|-----------------|---------------|---------------|--------------|---------------|-------------|
| SHA 740        | 4               | 740           | 397           | 118          | 662           | 2260        |
| SHA 740        | 6               | 740           | 579           | 118          | 994           | 3390        |
| SHA 740        | 8               | 740           | 761           | 118          | 1325          | 4520        |
| SHA 740        | 10              | 740           | 943           | 118          | 1656          | 5650        |
| SHA 740        | 20              | 740           | 1853          | 118          | 3312          | 11300       |
| SHA 740        | 30              | 740           | 2763          | 118          | 4968          | 16950       |



### The Shaftsbury - 540mm (custom built in all sizes from 3-30 sections)

| Radiator Style | No. Of Sections | Height (A) mm | Length (B) mm | Depth (C) mm | Watts Δt 50°C | BTU Δt 50°C |
|----------------|-----------------|---------------|---------------|--------------|---------------|-------------|
| SHA 540        | 4               | 540           | 397           | 118          | 487           | 1660        |
| SHA 540        | 6               | 540           | 579           | 118          | 730           | 2490        |
| SHA 540        | 8               | 540           | 761           | 118          | 973           | 3320        |
| SHA 540        | 10              | 540           | 943           | 118          | 1216          | 4150        |
| SHA 540        | 20              | 540           | 1853          | 118          | 2433          | 8300        |
| SHA 540        | 30              | 540           | 2763          | 118          | 3649          | 12450       |



# The Piccadilly

A beautiful radiator depicting graceful flowing Celtic ribbons intertwined with leaves and crowned with scrolls. Originally manufactured by the American Radiator Company, circa 1880, this stunning radiator is often found in churches due to its distinctive design.



## The Piccadilly

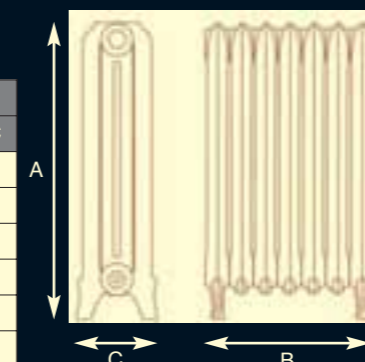
An elegant range of stunning radiators, decorative and eye catching with a Celtic ribbon intertwined with leaves delicately flowing down its length. This range will look wonderful if the highlight or antiqued paint effect is chosen. A substantial free standing radiator and the perfect choice for an elegant yet ornate look.

The Piccadilly is available in 3 height choices, 760mm, 660mm and 460mm and is supplied complete with plugs, ornate bushes and air vents with a choice of 1/2 inch or 3/4 inch connections. All radiators are delivered custom built to your specification and pressure tested.

### The Piccadilly - 760mm

(custom built in all sizes from 3-30 sections)

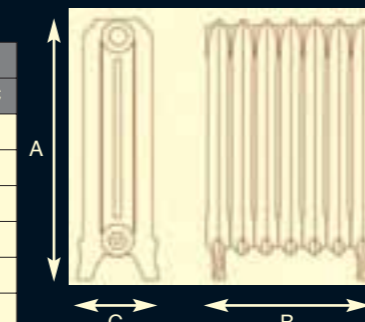
| Radiator Style | No. Of Sections | Height | Length | Depth  | Watts   | BTU     |
|----------------|-----------------|--------|--------|--------|---------|---------|
|                |                 | (A) mm | (B) mm | (C) mm | Δt 50°C | Δt 50°C |
| PIC 760        | 4               | 760    | 313    | 185    | 521     | 1780    |
| PIC 760        | 6               | 760    | 453    | 185    | 781     | 2670    |
| PIC 760        | 8               | 760    | 593    | 185    | 1042    | 3560    |
| PIC 760        | 10              | 760    | 733    | 185    | 1303    | 4450    |
| PIC 760        | 20              | 760    | 1433   | 185    | 2606    | 8900    |
| PIC 760        | 30              | 760    | 2133   | 185    | 3909    | 13350   |



### The Piccadilly - 660mm

(custom built in all sizes from 3-30 sections)

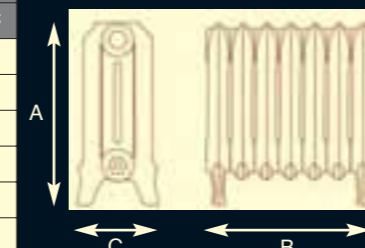
| Radiator Style | No. Of Sections | Height | Length | Depth  | Watts   | BTU     |
|----------------|-----------------|--------|--------|--------|---------|---------|
|                |                 | (A) mm | (B) mm | (C) mm | Δt 50°C | Δt 50°C |
| PIC 660        | 4               | 660    | 313    | 185    | 415     | 1420    |
| PIC 660        | 6               | 660    | 453    | 185    | 623     | 2130    |
| PIC 660        | 8               | 660    | 593    | 185    | 831     | 2840    |
| PIC 660        | 10              | 660    | 733    | 185    | 1039    | 3550    |
| PIC 660        | 20              | 660    | 1433   | 185    | 2079    | 7100    |
| PIC 660        | 30              | 660    | 2133   | 185    | 3119    | 10650   |



### The Piccadilly - 460mm

(custom built in all sizes from 3-30 sections)

| Radiator Style | No. Of Sections | Height | Length | Depth  | Watts   | BTU     |
|----------------|-----------------|--------|--------|--------|---------|---------|
|                |                 | (A) mm | (B) mm | (C) mm | Δt 50°C | Δt 50°C |
| PIC 460        | 4               | 460    | 313    | 185    | 333     | 1140    |
| PIC 460        | 6               | 460    | 453    | 185    | 500     | 1710    |
| PIC 460        | 8               | 460    | 593    | 185    | 667     | 2280    |
| PIC 460        | 10              | 460    | 733    | 185    | 834     | 2850    |
| PIC 460        | 20              | 460    | 1433   | 185    | 1669    | 5700    |
| PIC 460        | 30              | 460    | 2133   | 185    | 2504    | 8550    |





The

## Edwardian

A very handsome and distinguished column radiator which compliments both the contemporary and period home.



## The Edwardian Range

A very traditional Edwardian radiator carefully crafted to offer a versatile choice of heights and widths. The simple column design of the Edwardian gives a contemporary feel for the more modern setting as well as an authentic feel for the period home.

The Edwardian is available in a wide range of heights ranging from 360mm to 960mm and in a choice of 4 or 6 column widths. Each Edwardian radiator is supplied complete with plugs, bushes and air vents with  $\frac{1}{2}$  inch connections. All radiators are delivered custom built to your specification and pressure tested.

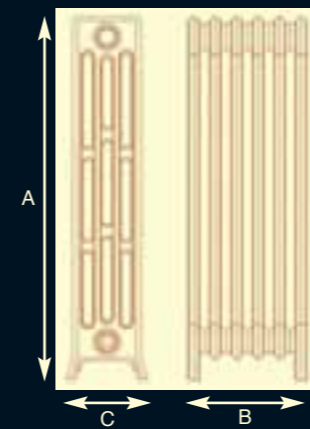


# The Edwardian 4 Column



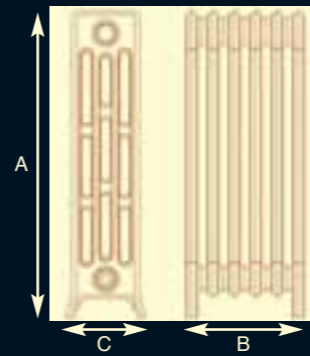
**The Edwardian 4 Column - 960mm**  
(custom built in all sizes from 3-30 sections)

| Radiator Style | No. Of Sections | Height | Length | Depth  | Watts   | BTU     |
|----------------|-----------------|--------|--------|--------|---------|---------|
|                |                 | (A) mm | (B) mm | (C) mm | Δt 50°C | Δt 50°C |
| EDW4           | 4               | 960    | 274    | 144    | 564     | 1924    |
| EDW4           | 6               | 960    | 394    | 144    | 846     | 2887    |
| EDW4           | 8               | 960    | 514    | 144    | 1128    | 3849    |
| EDW4           | 10              | 960    | 635    | 144    | 1410    | 4811    |
| EDW4           | 20              | 960    | 1236   | 144    | 2820    | 9622    |
| EDW4           | 30              | 960    | 1838   | 144    | 4230    | 14433   |



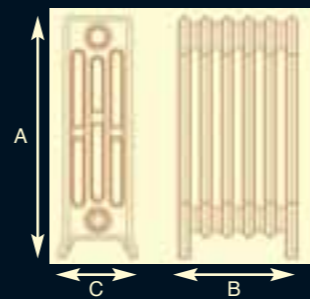
**The Edwardian 4 Column - 810mm**  
(custom built in all sizes from 3-30 sections)

| Radiator Style | No. Of Sections | Height | Length | Depth  | Watts   | BTU     |
|----------------|-----------------|--------|--------|--------|---------|---------|
|                |                 | (A) mm | (B) mm | (C) mm | Δt 50°C | Δt 50°C |
| EDW4           | 4               | 810    | 274    | 144    | 472     | 1610    |
| EDW4           | 6               | 810    | 394    | 144    | 708     | 2416    |
| EDW4           | 8               | 810    | 514    | 144    | 944     | 3221    |
| EDW4           | 10              | 810    | 635    | 144    | 1180    | 4026    |
| EDW4           | 20              | 810    | 1236   | 144    | 2360    | 8052    |
| EDW4           | 30              | 810    | 1838   | 144    | 3540    | 12078   |



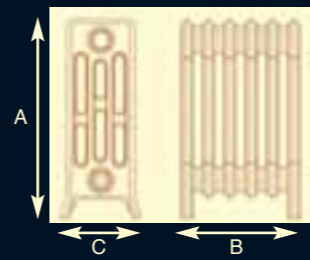
**The Edwardian 4 Column - 660mm**  
(custom built in all sizes from 3-30 sections)

| Radiator Style | No. Of Sections | Height | Length | Depth  | Watts   | BTU     |
|----------------|-----------------|--------|--------|--------|---------|---------|
|                |                 | (A) mm | (B) mm | (C) mm | Δt 50°C | Δt 50°C |
| EDW4           | 4               | 660    | 274    | 144    | 380     | 1297    |
| EDW4           | 6               | 660    | 394    | 144    | 570     | 1945    |
| EDW4           | 8               | 660    | 514    | 144    | 760     | 2593    |
| EDW4           | 10              | 660    | 635    | 144    | 950     | 3241    |
| EDW4           | 20              | 660    | 1236   | 144    | 1900    | 6483    |
| EDW4           | 30              | 660    | 1838   | 144    | 2850    | 9724    |



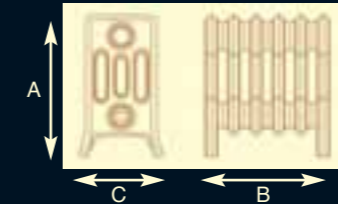
**The Edwardian 4 Column - 510mm**  
(custom built in all sizes from 3-30 sections)

| Radiator Style | No. Of Sections | Height | Length | Depth  | Watts   | BTU     |
|----------------|-----------------|--------|--------|--------|---------|---------|
|                |                 | (A) mm | (B) mm | (C) mm | Δt 50°C | Δt 50°C |
| EDW4           | 4               | 510    | 274    | 144    | 268     | 914     |
| EDW4           | 6               | 510    | 394    | 144    | 402     | 1372    |
| EDW4           | 8               | 510    | 514    | 144    | 536     | 1829    |
| EDW4           | 10              | 510    | 635    | 144    | 670     | 2286    |
| EDW4           | 20              | 510    | 1236   | 144    | 1340    | 4572    |
| EDW4           | 30              | 510    | 1838   | 144    | 2010    | 6858    |



**The Edwardian 4 Column - 360mm**  
(custom built in all sizes from 3-30 sections)

| Radiator Style | No. Of Sections | Height | Length | Depth  | Watts   | BTU     |
|----------------|-----------------|--------|--------|--------|---------|---------|
|                |                 | (A) mm | (B) mm | (C) mm | Δt 50°C | Δt 50°C |
| EDW4           | 4               | 360    | 274    | 144    | 176     | 601     |
| EDW4           | 6               | 360    | 394    | 144    | 264     | 901     |
| EDW4           | 8               | 360    | 514    | 144    | 352     | 1201    |
| EDW4           | 10              | 360    | 635    | 144    | 440     | 1501    |
| EDW4           | 20              | 360    | 1236   | 144    | 880     | 3003    |
| EDW4           | 30              | 360    | 1838   | 144    | 1320    | 4504    |

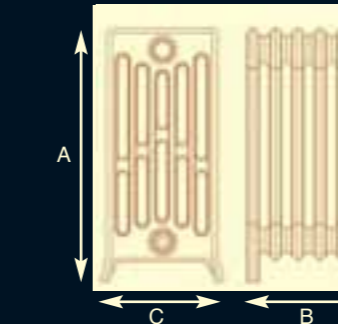


# The Edwardian 6 Column



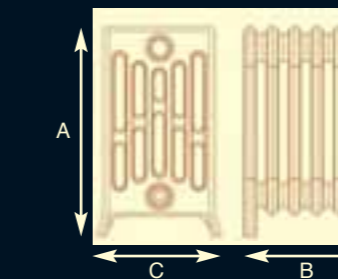
**The Edwardian 6 Column - 660mm**  
(custom built in all sizes from 3-30 sections)

| Radiator Style | No. Of Sections | Height | Length | Depth  | Watts   | BTU     |
|----------------|-----------------|--------|--------|--------|---------|---------|
|                |                 | (A) mm | (B) mm | (C) mm | Δt 50°C | Δt 50°C |
| EDW6           | 4               | 660    | 274    | 221    | 564     | 1924    |
| EDW6           | 6               | 660    | 394    | 221    | 846     | 2887    |
| EDW6           | 8               | 660    | 514    | 221    | 1128    | 3849    |
| EDW6           | 10              | 660    | 635    | 221    | 1410    | 4811    |
| EDW6           | 20              | 660    | 1236   | 221    | 2820    | 9622    |
| EDW6           | 30              | 660    | 1838   | 221    | 4230    | 14433   |



**The Edwardian 6 Column - 510mm**  
(custom built in all sizes from 3-30 sections)

| Radiator Style | No. Of Sections | Height | Length | Depth  | Watts   | BTU     |
|----------------|-----------------|--------|--------|--------|---------|---------|
|                |                 | (A) mm | (B) mm | (C) mm | Δt 50°C | Δt 50°C |
| EDW6           | 4               | 510    | 274    | 221    | 388     | 1324    |
| EDW6           | 6               | 510    | 394    | 221    | 582     | 1986    |
| EDW6           | 8               | 510    | 514    | 221    | 776     | 2648    |
| EDW6           | 10              | 510    | 635    | 221    | 970     | 3310    |
| EDW6           | 20              | 510    | 1236   | 221    | 1940    | 6619    |
| EDW6           | 30              | 510    | 1838   | 221    | 2910    | 9929    |



# The Finishing Touch

To create that extra little dimension of authenticity to your radiator choice, choose an ornate bush end to finish the look. To finish the look.




## The Finishing Touch

We now offer the choice of ornate bush ends to enhance the look of your radiator. On many original radiators, including plain column radiators, you will often find an ornate bush end. We strive to achieve a look that is as authentic as possible and now offers this choice to you. These bush ends look amazing with the ornate radiators in our range but also look wonderful with the plain radiators. These bush ends come as part of the design with the Piccadilly and Shaftsbury range but if you would like to have these for your radiator choice please do let us know.



The Chatsworth



The Hampton



# The Towel Rails

Stylish and functional, this collection of antique style towel rails give the perfect finishing touch for your bathroom or cloakroom.



## The Towel Rails

Our range of traditional towel rails add a touch of style and authenticity to the period or designer style bathroom.

The Knightsbridge and Saint James towel rails are available in polished chrome or gold as standard but can be custom made in a selection of finishes such as antique bronze and brushed chrome. The traditional column style radiator incorporated within the towel rail can also be customised to your colour choice.



### The Knightsbridge


The Knightsbridge is the largest heated antique style towel radiator in the towel rail range. It is floor mounted and adds style and comfort to any period or designer style bathroom.  
BTU 4435 Watts 1299



### The Saint James

The Saint James is the perfect heated antique style towel radiator which is floor mounted. Perfect for the smaller bathroom or cloakroom.

BTU 2790  
Watts 817



### Customised To Order

Be creative and customise your traditional towel rail and create a really individual authentic bathroom feature. Incorporate one of our cast iron radiators and choose from a variety of pipe finishes to complete the look. Create extra towel rails or a towel storage rail shelf on the top of your radiator. Design the size to fit your heat output requirements and wall space, long and low, high and narrow, the combinations are endless.



The  
**Valves and Fittings**

Carefully crafted antique style valves give the finishing touch to any of the radiators within the collection.



# Valves and Fittings

To complete the look of your custom built and finished cast iron radiator choose an antique style valve from our extensive thermostatic and manual ranges. We offer the antique style decorative valves to compliment the authentic period décor or choose a plainer style of valve with an antique finish to compliment the more contemporary décor.

## The Manual Valve Collection

The manual valve is useful to install if you only wish to switch your radiator on or off, they will not regulate the temperature.

### The Buckingham Manual

Burnished Brass available in 15mm and 22mm connection



Burnished Brass



### The Lambeth Manual

Polished Brass available in 15mm connection



Polished Brass



### The Eton Manual

A traditional style school radiator valve with the old fashioned Bakelite tap head. Available in 15mm and 22mm connection with matching pipe sleeves and floor caps.



Antique Brass and Burnish  
15mm and 22mm

Brushed Nickel  
and Burnish 15mm

Polished Chrome  
and Burnish 15mm

Polished Brass  
and Burnish 15mm

### The Chelsea Manual

Available in 15mm connection. Antique Brass, Brushed Nickel, Polished Chrome, Black Nickel and Antique Copper



Black Nickel

Antique Brass

Brushed Nickel

Antique Copper

Polished Chrome




Antique Copper

# The Thermostatic Valve Collection

These thermostatic valves have been carefully chosen for style and finish and have the advantage of allowing you to regulate the temperature of each radiator individually.

## The Belgravia Thermostatic

Available in 15mm connection with lacquered solid wood tap wheel in Polished Brass, Polished Chrome, Antique Copper, Black Nickel, Brushed Nickel and Antique Brass.



## The Grosvenor Thermostatic

Available in 15mm connection Antique Brass, Brushed Nickel, Polished Chrome and Antique Copper.




## The Buckingham Thermostatic

Available in 15mm connection Burnished Brass.



## The Mayfair Thermostatic

A beautiful valve incorporating a lacquered solid wood tap head with versatile lock shield shape and matching pipe sleeves. Available in 15mm connection Brushed Nickel, Polished Brass and Polished Chrome.



## The Canterbury Thermostatic

Available in 15mm connection, a very beautiful valve choice. Available in antique brass and antique nickel finishes.



## Pipe Sleeves and Floor Caps

The finishing touch, sleeve your copper pipes with pipe sleeves and floor caps to match your valves.



## Wall Stays

For safety reasons, we advise you to install wall stays with your cast iron radiators.

# The Painting Service

Create the ultimate finishing touch with the professional spray painting service offered by us. Choose from historical or metallic colours to coordinate with your chosen colour scheme, or we can customise the colour you require.

## Custom Painted

We offer a professional spray painting service to coordinate with your chosen colour scheme. It is possible, but awkward, to paint cast iron radiators once they are delivered custom built as access to central surfaces is difficult as getting an even coat across the whole of the radiator by hand or spraying is hard to achieve. If you wish to paint your radiators they are delivered custom built and pressure tested finished in a black primer as standard or white primer upon request. Please note we do not recommend powder coating our radiators.

## The Metallic Colours

The metallic finish is very popular, particularly the Natural Cast and Old Penny colours, wonderful choices for that antique grey or antique copper look. The Antique Gold and Copper are also fine colour choices if you require a rich handsome colour to compliment your colour scheme. To be sure your colour choice is correct please contact us for a swatch sample of your chosen colour.



Old Penny

Pewter

Antique Gold

Natural Cast

Sovereign  
Gold

Anthracite

Copper

Old Pewter

## Your Own Colour Choice

If you require us to mix a paint for your radiators from an existing colour you are using to decorate and wish your cast iron radiators to match exactly, supply the RAL, BS number, paint name or sample. If you have a wallpaper you wish to match a colour to, please send a swatch to us. Being very imaginative with your cast iron radiator can really create a centre piece for any room.



# Antiqued Paint Effects


To complete the antique look of your radiator the production team have perfected the art of antique paint effects. This service is particularly effective on the decorative radiator styles bringing out the beauty of the raised etched design. This antiqued paint effect is available on all of the metallic and historical colours. This look totally transforms your radiators into a real work of art accentuating detail beautifully and making a real feature of any radiator. Here are just a few examples however the combination of colours utilising this antiqued effect are endless to create a wonderfully aged look that is stunning. Please contact us to discuss the antiqued look you want to create for your home.



**Antiqued Gold**



**Antiqued Pewter**



**Antiqued Copper**



**Antiqued Cream**



# The Highlight Effect

For that truly dramatic and atmospheric result choose the highlight paint effect, a superb choice for a feature radiator in any room space. The highlights available are in rich gold and striking pewter. Choose to have the beautiful detail of your decorative radiator highlighted on top of your base colour. This effect works with all the metallic colours and also the historical range. These are just a few examples of the many combinations available, contact us to discuss your artistic highlight requirements to enhance the beauty of your radiators. A very special effect with all the detailed radiators within the range enhancing every little detail for a completely stunning look.

**Historical Colours  
with Gold Highlight**



**Antiqued Copper with  
Copper Highlight**



**Old Pewter with  
Pewter Highlight**



**Black with Gold or Pewter Highlight**



**Old Penny with  
Gold Highlight**



**Old Penny with  
Copper Highlight**



# The Historical Colours

For an authentic historical finish we use the Farrow and Ball historical colour range. Popular colours that compliment most colour schemes are White Tie 2002, Pointing 2003, Off Black 57 and Railings 31. However every colour from the Farrow and Ball historical range can be used. As standard we use an oil base paint mix for all historical colours with the choice of an eggshell, semi gloss or full gloss finish. We do advise that lighter colours better compliment the radiators in a semi or full gloss.

|               |                 |                 |                |              |                |                   |                |                 |
|---------------|-----------------|-----------------|----------------|--------------|----------------|-------------------|----------------|-----------------|
| All White     | Wimbourne White | Pointing        | White Tie      | James White  | Clunch         | Strong White      | Great White    | House White     |
| New White     | Tallow          | Ringwold Ground | Slipper Satin  | Lime White   | Off-White      | Dimity            | Joa's White    | Archive         |
| Matchstick    | String          | Savage Ground   | Cord           | Cream        | Cat's Paw      | Blackened         | Skimming Stone | Cornforth White |
| Pavilion Gray | Lamp Room Gray  | Charleston Gray | Shaded White   | Stony Ground | Hardwick White | French Gray       | Blue Gray      | Pigeon          |
| Old White     | Bone            | Fawn            | Light Gray     | Mouse's Back | Dauphin        | Elephant's Breath | Smoked Trout   | Dead Salmon     |
| London Stone  | Buff            | London Clay     | Middleton Pink | Calamine     | Cinder Rose    | Pink Ground       | Setting Paster | Dutch Pink      |

|                 |                   |                     |                      |                |                     |               |              |                |
|-----------------|-------------------|---------------------|----------------------|----------------|---------------------|---------------|--------------|----------------|
| Fowler Pink     | Ointment Pink     | Red Earth           | Porphyry Pink        | Terre D'Egypte | Blazer              | Incarnadine   | Rectory Red  | Radicchio      |
| Eating Room Red | Book Room Red     | Picture Gallery Red | Lancaster Yellow     | Dayroom Yellow | Citron              | Yellow Ground | Barbouche    | Orangery       |
| Farrow's Cream  | Dorset Cream      | Print Room Yellow   | Pale Hound           | Hound Lemon    | Gervase Yellow      | Hay           | Ciara Yellow | Sudbury Yellow |
| Straw           | India Yellow      | Sand                | Tungate Green        | Green Ground   | Cooking Apple Green | Ball Green    | Stone White  | Olive          |
| Churlish Green  | Saxon Green       | Folly Green         | Breakfast Room Green | Calke Green    | Minister Green      | Vert De Terre | Lichen       | Chappell Green |
| Castle Gray     | Card Room Green   | Arsenic             | Pavilion Blue        | Pale Powder    | Teresa's Green      | Green Blue    | Dix Blue     | Oval Room Blue |
| Borrowed Light  | Skylight          | Light Blue          | Parma Gray           | Lulworth Blue  | Cook's Blue         | Blue Ground   | Stone Blue   | Chinese Blue   |
| Pitch Blue      | Drawing Room Blue | Hague Blue          | Down Pipe            | Railings       | Brinjal             | Pelt          | Mahogany     | Tanner's Brown |
| Green Smoke     | Carriage Green    | Studio Green        | Black Blue           | Pitch Black    | Off-Black           |               |              |                |

Due to the limitations of the printing process the finished colour may vary from this publication. Please call us for guidance.


The  
**Hand  
Polished  
Service**

Accentuate the beautiful detail of your chosen radiator and create a stunning centre piece for any room.



## Polished To Perfection

The hand polished finish is a very specialised process involving each section of your heritage cast iron radiator being hand polished to produce a handsome highly polished antique look. This process accentuates the beautiful detail in the cast of the radiator, particularly for decorative radiators, each detail in the cast becomes highlighted. Each section is carefully hand polished to the areas that are easily accessible for cleaning and oiling, please note that with the traditional polished service the back of the radiator that is not seen or easy to get to is not polished for ease of maintenance. If your polished radiator will show both sides and not be in front of a wall, please order the full polished service. Hand polishing gives a magnificent look to a radiator and is perfect for those rooms requiring a centre piece radiator such as the hallway and reception rooms.



The

## Technical Information

We are always on hand to answer any queries you may have. Please do not hesitate to contact us.

### Customer Service

Choosing cast iron radiators for your heating system need not be a daunting project. We are on hand via telephone or email for all enquiries. We take you step by step through the extensive choices you have in radiator and fittings style and the technical aspects of installation. We can help you with the BTU calculations required for each room and the size of radiator you require for each space. A specification sheet is provided, upon request, for all pipe work measurements required for installation. All dimensions provided are subject to manufacturers tolerances and as each cast iron radiator is custom built there might be slight variances in the sizes listed. In certain circumstances due to the weight, size of radiator required, space availability or stair way entrance, a cast iron radiator can be delivered in 2 or more parts with a joining tool for construction upon site, this can be discussed with you when you discuss your requirements.

### Custom Built and Pressure Tested Ready For Installation

Each clients order is custom built to specification and delivered ready for installation. We recommend radiators be on site before your pipe work is completed. Upon request a specification sheet is provided with all measurements required for installation of necessary pipe work. Most cast iron radiators are supplied with 1/2 inch connections as standard with the option of 3/4 inch connections upon request. Connections are bottom opposite end as standard, top end connections are available upon request. All radiators are pressure tested to 6 bar but recommend a working pressure at no more than 2.5 bar.

### Quality and Efficiency

Our cast iron radiator range has been fully tested in the UK for efficiency and quality and the radiators carry the BS EN 442 British Standard Test assurance to ensure quality and accurate heat output. Outputs are listed in Watts and BTU (British Thermal Units) with a layout of 50°C.  $\text{Watts} \times 3.412 = \text{BTU/h}$ .


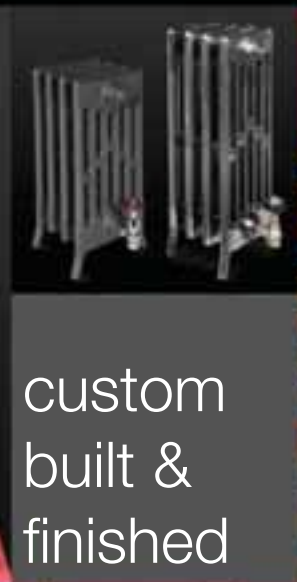
### 10 Year Guarantee

For extra peace of mind each cast iron radiator comes with a 10 year guarantee. Towel rails and valves carry a 2 year guarantee. A copy of our terms and conditions are available upon request. Please note we do not recommend powder coating our radiators.

### Water Treatment

Cast iron radiators are for use on closed, indirect central heating systems (sealed systems) only, they are not suitable for installation on open hot water system circuits. Upon completion of the installation the entire system must be thoroughly cleaned and flushed to remove debris and flux residues etc. If a chemical cleanser is used it must be thoroughly flushed from the system. Following this procedure the system must be closed with a good eminence water treatment to prevent corrosion. We recommend the use of Fernox water treatments. System design, flushing and dosing must be in accordance with BS 5449, 1990, BS EN 12828: 2003 and BS 7593. We strongly discourage the use of a water softener on the heating system as this treatment can cause problems with the seals. It is important to note that failure to observe these requirements will render the guarantee on the products void. Corrosion inhibitor must be used in accordance with the manufacturer's instructions and recommendations and should take into account the particular metals within the system.





traditional

cast iron classics

custom built & finished

stylish

modern